


Driftwood
surfboards

RESPECTFUL | RESOURCEFUL | REFINED



- WOODEN BOARD BUILDING 5-DAY WORKSHOP GUIDE -

WELCOME TO
OUR WORKSHOP..

Building your own surfboard is an enormously satisfying experience. Building a sustainable, hollow, wooden surfboard, gives you an even greater sense of achievement.

Step inside the Driftwood workshop and we'll take you through every step of the process. At the end of it, you'll have a truly stunning hollow wooden board that you've made. And you'll have a whole new set of skills to take home too.

ITINERARY...

- DAY 1 - Cut out your frame on our CNC machine and glue to the bottom skin.
- DAY 2 - Construct the rails, nose and tail block
- DAY 3 - Prepare board for gluing the deck on
- DAY 4 - Rough shaping.
- DAY 5 - The final touches.

COST BREAKDOWN...

Example:

To build a 6'3" Driftwood Tom Thumb board and get it professionally glassed, the total cost would be:

£1200 + £13.50 + £200
= £1413.50



WORKSHOP COST

£1,200

based on building up to a 6ft board

LONGER BOARD?

+£55

per foot above 6ft

GLASSING

£0

Glass the board yourself

+£200-300

for a professional glass job (exact cost depends on board length)

DEPOSIT

£500


to secure your place and allow us to order in material

GROUP DISCOUNT

We encourage groups as they're great fun and many hands make light work. Get in touch to find out what we can do for you.



- LEARN THE ART OF SUSTAINABLE SURFBOARD BUILDING -



WORKSHOP FAQs

Got a question about Driftwood workshops? We hope you'll find the answer here, but if you don't, just email:

hello@driftwoodsboards.co.uk

Call David on 07814 708406

Q1: Do I need previous experience of making a surfboard?

A: No, we will teach you all you need to know.

Q2: Do I need woodworking skills?

A: No

Q3: How do I choose a board shape?

A: You can choose any shape from the Driftwood range, including guest shapes. Just let us know which shape you want to build when you apply for the workshop.

Q4: Can I choose the wood for the deck and bottom?

A: Of course you can. It's your board and together we'll make it the way you want it. We're here to offer our knowledge of the most functional and aesthetic timber combos if needed.

Q5: Do you use power tools or hand tools?

A: We machine all the wood as a kit for you to glue together to make a board. It can be made entirely with hand tools. Jack plane, chisels, clamps and good ol' sandpaper to shape the rails – We'll guide you through the different processes and tools used – you'll get up to speed quicker than you think!

Q6: Does the workshop include glassing?

A: Yes. At the end of the 5-day

workshop, your board will be professionally glassed using Entropy sustainable resin. You can glass the board yourself but we strongly recommend using Nick William's 30 years of experience to finish it properly.

Q7: Will my board be finished at the end of the five days?

A: Yes. But you'll have to wait around two weeks before surfing it, to allow the resin to fully cure and harden.

Q8: Can I do the workshop as a group?

A: You can book as an individual or as a group. The maximum group number is 3. You'll each have your own workstation and you'll get plenty of one-to-one time with David.

Q9: Will I get the chance to surf during the workshop?

A: YES! We do have daily goals that you'll have to meet in order to avoid an unfinished board – to maximise the skills you learn and to ensure you have a great board at the end of it. You'll have time to try one of our hollow wooden boards or one of our handplanes if you want.

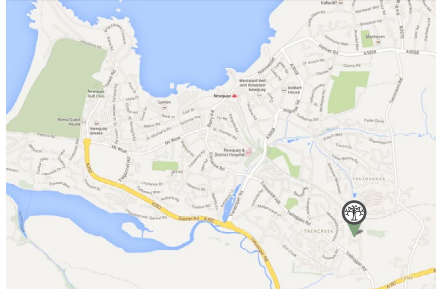
Q10: I want to book a workshop place. What do I do?

A: Just fill out the online enquiry form and put your deposit down to guarantee a place. If you have any queries just get in touch with David.



- PRACTICALITIES -

GETTING THERE



It's easy to get to us, our workshop is situated in Newquay, the UK's surfing capital. You can get the train and we'll pick you up or we're happy to give directions from where you're staying. For ye faithful Sat Navs our post code is **TR7 2SX**.

WHERE TO STAY

Hotels

www.scarlethotel.co.uk

www.bedruthan.com

B&Bs/Campsites

www.highermoor.co.uk



There are plenty of great places to stay that will suit your pocket, whatever size it is, when you are on one of the workshops. From the Scarlet hotel to camping at Higher Moor, there are plenty of options that are no more than 15 mins drive along the coastline to the workshop, ideal. We are happy to point you in the right direction so get in touch if you're a little unsure.

ABOUT NEWQUAY



Newquay has lots to offer in and out of the water. It boasts some of Cornwall's best surfing beaches with great set-ups for different wind directions. There are also some great spots just up or down the coast, including Crantock, Watergate Bay and Constantine. Newquay town's a fun place with lots of shops and bars. If a quiet pint or gastro meal is more your thing, we'll point you in the direction of a nice country pub or restaurant.

CONTACT DETAILS

Get in touch if you have any questions...

hello@driftwoodsrfboards.co.uk

Call David on 07814 708406

